















TECH SPECS

WHEELS ROAD RACE CARBON

	RRC 32 425 F tubular	RRC 32 525 R tubular	RRC 46 445 F tubular	RRC 46 555 R tubular	RRC 66 625 F tubular	RRC 66 725 R tubular	RRC disc 1055 tubular	RRC 32 570 F clincher	RRC 32 680 R clincher	RRC 46 600 F clincher	RRC 46 700 R clincher	RRC 66 770 F clincher	RRC 66 880 R clincher	RRC disc 1300 clincher
ETRTO	633 x 20,5	633 x 20,5	633 x 20,5	633 x 20,5	633 x 20,5	633 x 20,5	633 x 20,5	622 x 15	622 x 15	622 x 15	622 x 15	622 x 15	622 x 15	622 x 15
Valve hole ø Percage de valve ø Ventilloch ø	6.5mm	6.5mm	6.5mm	6.5mm	6.5mm	6.5mm	6.5mm	6.5mm	6.5mm	6.5mm	6.5mm	6.5mm	6.5mm	6.5mm
Intended use Utilisation Einsatzbereich														
Rim tape Fonds de jante Felgenband	—	—	—	—	—	—	—	622 x 18	622 x 18	622 x 18	622 x 18	622 x 18	622 x 18	—
Tire dimension min. Dimension du pneu min. Reifendimension min.	700 x 19T	700 x 19T	700 x 19T	700 x 19T	700 x 19T	700 x 19T	700 x 19T	700 x 19C	700C x 19C	700 x 19C	700 x 19C	700 x 19 C	700 x 19C	700 x 19C
Tire dimension max. Dimension de pneu max. Reifendimension max.	700 x 22T	700 x 22T	700 x 22T	700 x 22T	700 x 22T	700 x 22T	700 x 22T	700 x 23C	700 x 23C	700 x 23C	700 x 23C	700 x 23C	700 x 23C	700 x 23C
Maximum tire pressure* Pression max.* Reifendruck max.*	14 bar	14 bar	14 bar	14 bar	14 bar	14 bar	14 bar	9 bar	9 bar	9 bar	9 bar	9 bar	9 bar	9 bar
Spoke lengths front/rear Long. de rayon avant/arrière Speichenlänge vorne/hinten	278mm	286, 284mm	264mm	274, 272mm	244mm	258, 256mm	—	278mm	286, 284mm	264mm	274, 272mm	244mm	258, 256mm	—
Riders weight max. Poids de l'utilisateur max. Fahrergewicht max.	90 kg	90 kg	90 kg	90 kg	90 kg	90 kg	90 kg	90 kg	90 kg	90 kg	90 kg	90 kg	90 kg	90 kg
Axle clamping force (min./max.) Couple de serrage sur l'axe (min./max.) Achsenklemmkraft (min./max.)	4000N/ 8000N	4000N/ 8000N	4000N/ 8000N	4000N/ 8000N	4000N/ 8000N	4000N/ 8000N	4000N/ 8000N	4000N/ 8000N	4000N/ 8000N	4000N/ 8000N	4000N/ 8000N	4000N/ 8000N	4000N/ 8000N	4000N/ 8000N

* or like posted on the tire