



[www.truvativ.com](http://www.truvativ.com)  
**Boxguide and Shiftguide**  
**Congratulations!**

Thank you for purchasing a Truvativ chainguide. The following instructions should be read thoroughly before installation. Improper installation of your Truvativ Boxguide or Shiftguide may cause an unexpected failure of the parts that could cause you to lose control of your bicycle resulting in serious injury or death. We recommend having your parts installed by a qualified bicycle technician. Truvativ assumes no responsibility for malfunction or injury due to faulty installation.

**Compatibility**

Chainguide Model #:	Chaining Capacity (min-max)	BB Shell Width				ISCG/ ISCM	Spindle
		68mm	73mm	83mm**	100mm*		
CG-##-H1-DH-B	34-46	68E	73E	83E**	100E*	NO	118, 128, 148*
CG-##-H1-DH-BISCG	34-46	68	73	83**	100*	YES	118, 128, 148*
CG-##-H1-DHS-B	34-38	68E	73E	83E**	100E*	NO	118, 128, 148*
CG-##-H1-DHS-BISCG	34-38	68	73	83**	100*	YES	118, 128, 148*
CG-##-SHIFTG	34-36 (middle ring)	113/68E	118/73E	128/83E	N/A	NO	see shell width at left

Notes:  
 \*148 spindle is for 100mm frame shell only, and 100mm shell uses 148mm spindle only.  
 \*\*83mm shell uses 128mm spindle only

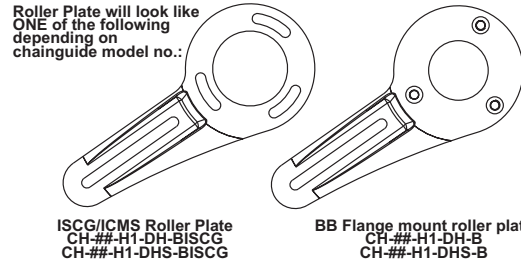
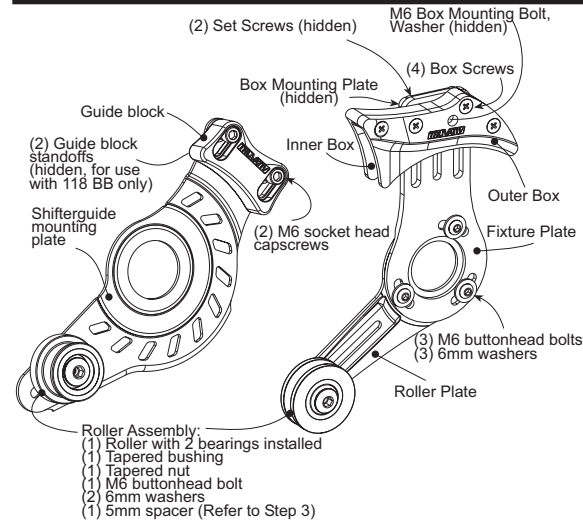
Spindle designations are per ISIS Drive® BB Standard.

Your Truvativ bottom bracket will specify which shell width it can accommodate, i.e. 68, 68E, 73, etc.

The Boxguide is compatible with Truvativ Bashguards (but not Rockguards). Use the correct size Bashguard for the chainguide you are using. Bashguards are available in 34-36, 38-40, 42-44, 46 sizes. Refer to Step 3 and Figure 5 for chainguide setup with the Bashguard.

The Shiftguide must be used with a Truvativ Rockguard. Choose the proper size Rockguard for the middle chainguide you are using. Rockguards are available for 32T and 36T sizes.

**Parts and Tools**



**Tools:**

- 2.5mm, 4mm, 5mm, 6mm hex wrenches
- Truvativ X-Tool BB-02-SPL-TOOL (optional, only for installing Truvativ BB)
- Phillips head screw driver
- Torque wrench

**Supplies:**

- Medium strength threadlock compound (Loctite™ 242 or equivalent)

**Assembly**

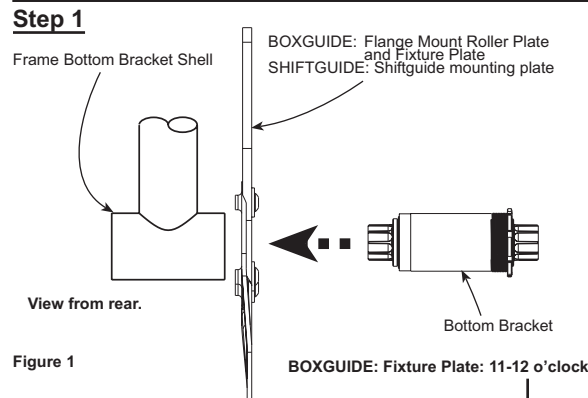


Figure 1 BOYGUIDE: Fixture Plate: 11-12 o'clock

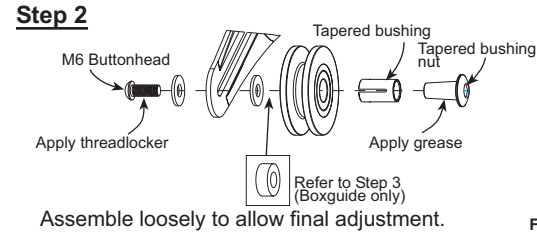
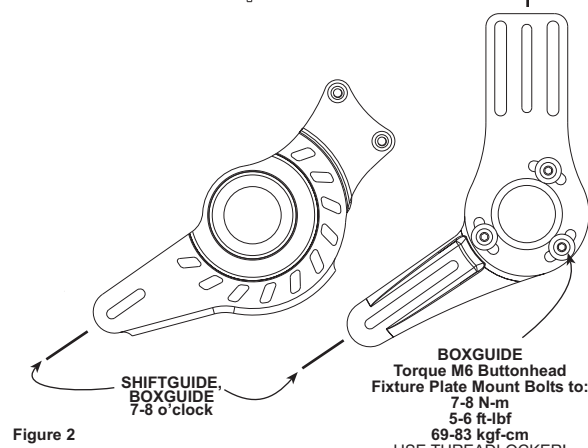
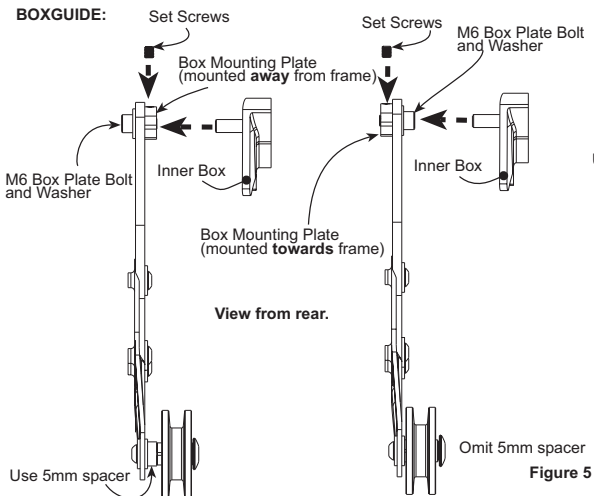
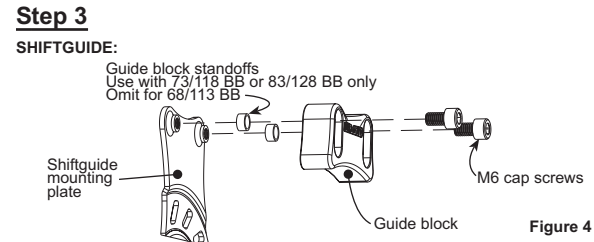


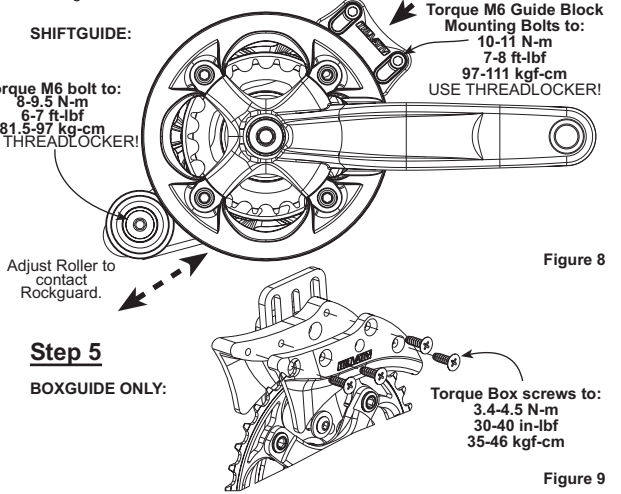
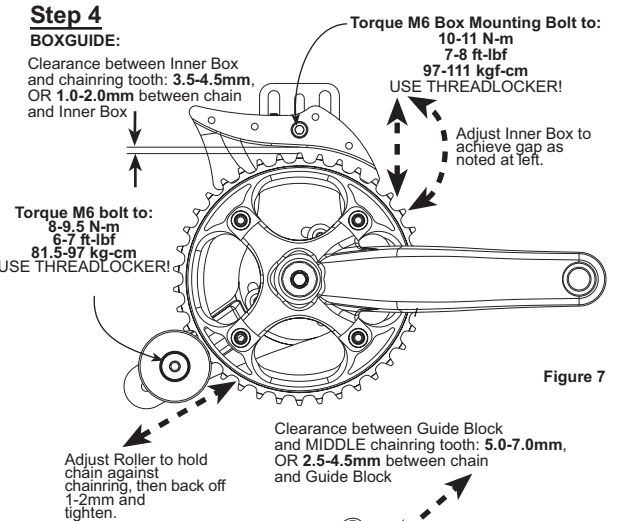
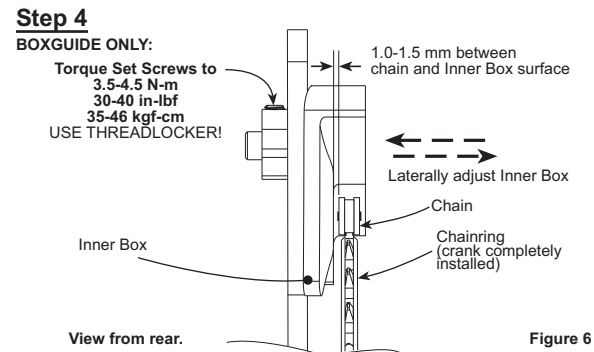
Figure 3



assemble as shown above for following setups:

Ring	Shell	Spindle	Position	Bashguard
44-46	68/73	118	outside	NO
44-46	68/73	128	middle	optional
44-46	83	128	outside	NO
44-46	100	148	outside	NO

Ring	Shell	Spindle	Position	Bashguard
34-42	68/73	118	middle	optional
34-42	83	128	middle	optional
34-42	100	148	middle	optional



**Warranty**

We at Truvativ stand behind our products and our customers. Our Boxguide and Shiftguide are warranted for 1 year from the date of purchase against manufacturing defects and workmanship. This warranty is not valid for "abused" or neglected products, or products that are damaged by improper installation or assembly. We define an abused product as one that was subjected to use outside of its design intent.

If you feel you have a warranty claim, would like to learn more about our warranty policy, or have further questions or comments please visit our web site at [www.truvativ.com](http://www.truvativ.com). You may also contact us using the information below:

**Truvativ USA**  
 Tel [1] (805) 787-0917  
 amsales@truvativ.com, warranty@truvativ.com

**Truvativ Germany**  
 Tel [49] 23 02 399-280  
 eusales@truvativ.com

**Truvativ Asia (Taiwan)**  
 Tel [886] (42) 496 5899  
 taiwansales@truvativ.com